

1. Matilda



Roald Dahl's sweet character is very easy to sort. Just put your daughter (or son) in a blue dress, with a red ribbon in her hair and carrying a pile of books.

2. The Boy In The Dress



Put your boy in a dress. Yes, that's all.

3. Gangsta Granny



All you need is a black eyemask but if you don't have one of those you could use face paint – or mascara, if you have an old one knocking about.

Then dress them in a 'granny-style' cardigan or blouse, a black skirt, old slippers and a pair of wrinkly tights.

Then grab a sack that would work as a swag bag.

If you don't have a grey wig, put some talcum powder in their hair.

4. George from George's Marvellous Medicine



This is great if you have a son called George. If not, don't worry – you can put a name tag on them.

Then give them a big saucepan (labelled 'marvellous medicine' and a wooden spoon.)
Simple.

5. Tintin



All you need is a blue jumper, some hair gel for his famous quiff and if you've got a white stuffed dog to be Snowy, even better.

6. Angelina Ballerina



Angelina Ballerina The Mousical

If your little princess enjoys ballet, chances are she already has a pink leotard and tutu.

Add a pink hair bow and some ears if you have them but if not, simply cut out some pink ears from a piece of card and tape them to a hairband – the perfect little dancing mouse.

7. Where's Wally?




If you have a red and white striped jumper in your wardrobe, this is the perfect time to get it out.

Match it with a bobble hat and some black round-rimmed glasses and you have Wally.

If you don't have a stripy jumper, you could use tape some red stripes across a white T-shirt.

8. Harry & His Bucketful of Dinosaurs



Harry wears a red top and blue trousers and walks around with a bucketful of dinosaurs. If you have a bucket and some toys dinosaurs, you're laughing.

9. Harry Potter



The only props you will need are glasses for Harry, some face paint for his scar and a black cape, which often comes on a Halloween outfit.

Then you'll need a white shirt with normal school trousers and perhaps a drumstick for a magic wand.


10. Paddington Bear



Who doesn't love the cute bear from Peru?


If your child is a fan, you will need a duffel coat, a black soft hat, red welly boots, an old suitcase and a marmalade sandwich.

11. Diary of a Wimpy Kid




This is very easy. Just put them in a white T-shirt, black shorts and team it with a black rucksack.

12. Captain Underpants



You need a big pair of white Y-fronts, a red cape and a very brave boy to carry this one off. Pop the pants over his trousers with a skin coloured t-shirt and you're away!


14. Room on the Broom



Got a witches hat in the attic? Yes, then all you'll need to finish the look is a red top and purple skirt. You could use a sweeping brush as the broom and a bucket as the cauldron.


And if you are feeling really creative, attach a frog and a cat to the brush for extra effect.

15. Clarice Bean



The popular Lauren Child character is a good one for last-minute panics. Just put your daughter in a flowery dress or a navy pinafore dress, with a white shirt underneath and you have one of her looks.

15. Super Soccer Boy



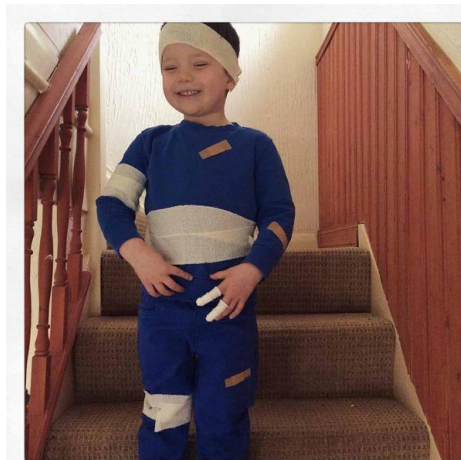
This is great for football fans who don't really like dressing up. They just need white shirts, a red or navy football shirt and a black cape. Then, on paper, draw the SSB logo and stick on the back.

16. Charlie Bucket from Charlie and the Chocolate Factory



If you haven't got the props to dress them as Willy Wonka, Charlie is an easy option. All they need is scruffy clothes and a handmade golden ticket.

17. Mr Bump



If you're happy to part with some of the house supply of loo roll or kitchen roll, dress them in blue and then get creative. Use bandages or plaster if you'd prefer but loo roll is a good last-minute choice.


18. Rapunzel



Got some yellow wool that granny gave you and you've never learnt to knit with? Then, make a long plait out of the wool and attach to a ponytail for a quick transformation.

19. Mr Greedy

MR. GREEDY
By Roger Hargreaves




Another of the Mr Men classics, they will need an oversized pink jumper. Fill it with a cushion and then belt it underneath to keep it in.

20. One of the 101 Dalmatians



Get a white T-shirt and draw spots on it with a black felt tip. Tie socks on a headband for ears. If you have black facepaint, paint a nose on them too.

21. Burglar Bill



If naughty Bill is your child's favourite, just dress them in ordinary trousers, a striped top and a flat cap.

Maybe you have an old eyemask they can use – if so, cut holes into it so they can see and give them a swag bag for a number one thief.

22. One of the Three Little Pigs



For the pig's snout, just use a takeaway cup or cut out a section from an egg box, paint it pink with two circles at the front for the nostrils. Put two holes in either side, add some elastic and make sure it fits around your child's head.

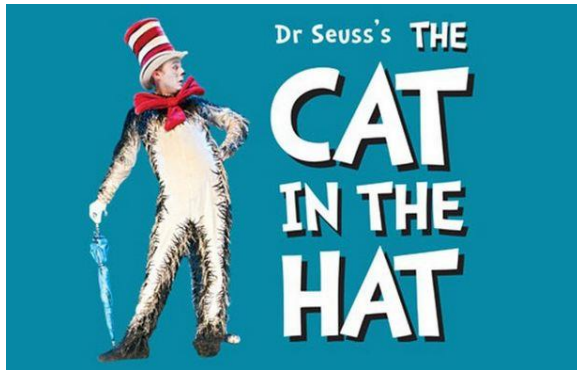
Make pink ears with some pink card and dress them in pink, with some dungarees and black shoes.

23. Mary Poppins



Have your child wear a black skirt with a white blouse tucked in. They'll also need a little white maid-type apron and an umbrella for extra effect.

24. The Cat in the Hat



Use black tracksuit bottoms and white T-shirt, with a black cardigan (and white gloves if you have them). Make a red bow out of ribbon and construct a mini top hat if you can. Paint your child's face white and add whiskers.

25. Mr Twit




Make a 'revolting' beard with brown wool of various lengths knotted onto elastic that can fasten around your child's head.

Get your child to draw different food stuffs onto paper, cut them out and stick them onto the beard.

They need to look dirty and dishevelled, so have them wear old clothes with splodges of brown paint that looks like dirt.

26. Queen of Hearts



If you don't mind using a pack of cards from home, this is a fab costume idea. All your child needs to wear is a white top with black skirt.

Cut out some red paper hearts and stick them all over the outfit, then fan out the heart cards from the pack and stick them together with tape.

Then, stick some ribbon or string to the corners, tie your child's hair into a bun and clip the card crown in piece, tying the ribbon around the bun.

27. Pinocchio



Dress them in a yellow collared T-shirt with red top. Get a straw hat and make a red paper feather to stick in the side.

Then add a blue ribbon around the collar and make a long nose by rolling a piece of paper into a cone shape and securing with elastic bands.

28. Horrid Henry




If you have a blue and yellow stripy jumper, you're sorted. If not, try and add some stripes yourself and match them with blue trousers and trainers.

29. James Bond



If your son is older and is a 007 fan after reading the novels, and you are lucky enough to have been to a wedding or posh event recently, then dress him in his smartest togs as the super spy.

30. The BFG



We wouldn't recommend stilts for this one but you can still get them to look like the lovable Roald Dahl character with some baggy trousers, a brown waistcoat and a big baggy shirt

Make some big ears by cutting out an ear shape using pink paper, then stick them onto a headband. Find a little doll to be Sophie for them to put in their hand or shirt pocket.

Ideas courtesy of www.walesonline.co.uk/worldbookday